

SECTION - IX
AUTO CABLES



PRODUCTS

SXL

Page No.: 254

FLRYK

Page No.: 263

ACW

Page No.: 273

GXL

Page No.: 255

FLRY A

Page No.: 264

Thin Wall Multicore Cables

Page No.: 274 - 277

TXL

Page No.: 256

FLRY B

Page No.: 265

Tinned Copper Cables

Page No.: 278 - 279

AV

Page No.: 257

FLUY

Page No.: 266

PVC Battery Cable

Page No.: 280

AVS

Page No.: 258

FLRYW

Page No.: 267 - 268

PVC Battery Cable

Page No.: 280

AVSS

Page No.: 259

FL11Y

Page No.: 269

Elastomeric Battery Cable

Page No.: 281

FLY

Page No.: 260

FLYY

Page No.: 270

Copper Earthing Braids

Page No.: 282

FLYW

Page No.: 261

FLR13Y

Page No.: 271

PVC Ignition Cable

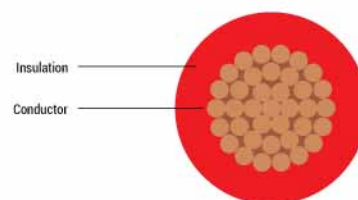
Page No.: 282

FLYK

Page No.: 262

FLRY n x (Twisted Cables)

Page No.: 272



SXL - Special Purpose Cross-Linked Polyolefin Insulated Cable

Application

These are extra thick walled insulated cables used in automotive electric circuits of motorcycles and off-road vehicles.

Standard

In accordance to SAE J1128

Temperature Range (3000 Hrs)

-40°C to +125°C

Cable Construction

Soft annealed electrolytic copper ASTM B3

Cross-linked polyethylene (PE) with heat resistant properties according to SAE J1128

Packing

Available in 100 mtrs. coil. Longer length available in spools or wooden drums.

Special Properties

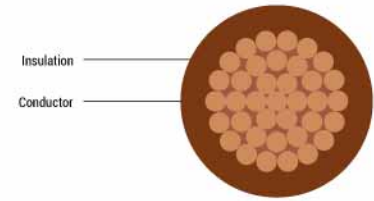
High temperature resistant and flame retardant

Provides higher reliability in heat resistance than conventional general wires due to emission bridging

Cable Design Parameters

SAE Conductor Size No.	No. of Strands	Max. Strand Diameter mm	Nominal Conductor Diameter mm	Nominal Insulation Thickness mm	Approx. Overall Diameter mm
22*	7	0.26	0.78	0.74	2.3
20	7	0.32	0.96	0.74	2.5
20	19	0.19	0.95	0.74	2.5
18	16	0.26	1.22	0.76	2.7
18	19	0.23	1.12	0.76	2.7
16	19	0.29	1.45	0.81	3.1
14	19	0.36	1.80	0.89	3.6
12	19	0.45	2.25	0.94	4.2
10	19	0.58	2.98	1.04	5.0
10	104	0.25	2.90	1.04	5.0
8	19	0.72	3.60	1.09	5.9
8	50	0.45	3.67	1.09	5.9
6*	37	0.72	5.10	1.09	7.3
6*	133	0.36	4.80	1.09	7.0

*Not as per SAE J1128



GXL - General Purpose Cross-Linked Polyolefin Insulated Cable

Application

These are standard wall insulated cables for general purpose application in automotive electric circuits of motorcycles and off-road vehicles.

Standard

In accordance to SAE J1128

Temperature Range (3000 Hrs)

-40°C to +125°C

Cable Construction

Soft annealed electrolytic copper ASTM B3

Cross-linked polyethylene (PE) with heat resistant properties according to SAE J1128

Packing

Available in 100 mtrs. coil. Longer length available in spools or wooden drums.

Special Properties

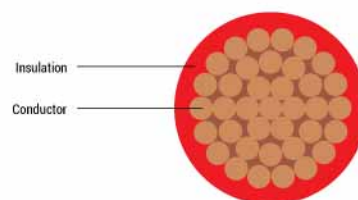
High temperature resistant and flame retardant

Provides higher reliability in heat resistance than conventional general wires due to emission bridging

Cable Design Parameters

SAE Conductor Size No.	No. of Strands	Max. Strand Diameter mm	Nominal Conductor Diameter mm	Nominal Insulation Thickness mm	Approx. Overall Diameter mm
22*	7	0.26	0.78	0.58	2.0
20	7	0.32	0.96	0.58	2.2
20	19	0.19	0.95	0.58	2.2
18	16	0.26	1.22	0.58	2.4
18	19	0.23	1.12	0.58	2.4
16	19	0.29	1.45	0.58	2.7
14	19	0.36	1.80	0.58	3.0
12	19	0.45	2.25	0.66	3.6
10	19	0.58	2.98	0.79	4.5
10	104	0.25	2.90	0.79	4.5
8	19	0.72	3.60	0.94	5.6
8	50	0.45	3.67	0.94	5.6
6*	37	0.72	5.10	1.09	7.3
6*	133	0.36	4.80	1.09	7.0

*Not as per SAE J1128



TXL - Thin Wall Cross-Linked Polyolefin Insulated Cable

Application

These are extra thin walled insulated cables used for automotive lightings, signals and instrument panel circuits.

Standard

In accordance to SAE J1128

Temperature Range (3000 Hrs)

-40°C to +125°C

Cable Construction

Soft annealed electrolytic copper ASTM B3

Cross-linked polyethylene (PE) with heat resistant properties according to SAE J1128

Packing

Available in 100 mtrs. coil. Longer length available in spools or wooden drums.

Special Properties

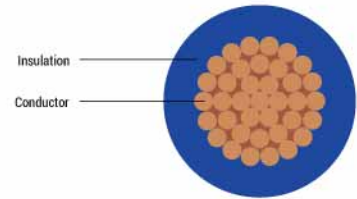
High temperature resistant and flame retardant

Provides higher reliability in heat resistance than conventional general wires due to emission bridging

Cable Design Parameters

SAE Conductor Size No.	No. of Strands	Max. Strand Diameter mm	Nominal Conductor Diameter mm	Nominal Insulation Thickness mm	Approx. Overall Diameter mm
22	22	0.26	0.78	0.4	1.6
20	20	0.32	0.96	0.4	1.8
20	20	0.19	0.95	0.4	1.8
18	18	0.26	1.22	0.4	2.0
18	18	0.23	1.12	0.4	2.0
16	16	0.29	1.45	0.4	2.3
14	14	0.36	1.80	0.4	2.6
12	12	0.45	2.25	0.46	3.2
10	10	0.58	2.98	0.51	4.0
10	10	0.25	2.90	0.51	4.0
8	8	0.72	3.60	0.56	4.8
8	8	0.45	3.67	0.56	4.8
6*	6*	0.72	5.10	0.70	6.5
6*	6*	0.36	4.80	0.70	6.2

*Not as per SAE J1128



AV - Standard wall PVC insulation

Application

These are standard wall auto cables for ideal use in automotives by harness manufacturers.

Standard

In accordance to JASO D 611, JASO D 618, JIS C 3406

Temperature Range (3000 Hrs)

-40°C to +80°C

Cable Construction

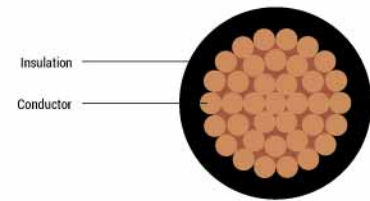
Soft annealed electrolytic copper Cu-ETP1 according to D 609-90, bare conductor construction according to JASO D 611 PVC insulation, material accordingly to JASO D 611

Packing

Available in 100 mtrs. Longer length available in spools.

Cable Design Parameters

Nom. Cross-Section (mm ²)	No. of Strands	Max. Strand Diameter (mm)	Max. Conductor Diameter (mm)	Max. DC Conductor Resistance at 20°C (Ω/km)	Min. Insulation Thickness (mm)	Overall Diameter (mm)		Approx. Weight (Kg/Km)
						Max.	Tolerance	
0.5	7	0.32	1.0	32.7	0.6	2.4	-0.2	10.0
0.85	11	0.32	1.2	20.8	0.6	2.6	-0.2	13.0
1.25	16	0.32	1.5	14.3	0.6	2.9	-0.2	17.0
2	26	0.32	1.9	8.81	0.6	3.4	-0.3	26.0
3	41	0.32	2.4	5.59	0.7	4.1	-0.3	40.0
5	65	0.32	3.0	3.52	0.8	4.9	-0.3	62.0
8	50	0.45	3.7	2.32	0.9	5.8	-0.3	92.0
10	63	0.45	4.5	1.84	1.0	6.9	-0.4	120.0
15	84	0.45	4.8	1.38	1.1	7.4	-0.4	160.0
0.5f	20	0.18	1.0	36.7	0.6	2.4	-0.2	9.0
0.85f	30	0.18	1.2	24.4	0.6	2.6	-0.2	12.0
1.25f	50	0.18	1.5	14.7	0.6	2.9	-0.2	18.0
2f	37	0.26	1.8	9.5	0.6	3.4	-0.4	25.0
3f	61	0.26	2.4	5.76	0.7	4.1	-0.3	40.0



AVS - Thin Wall PVC Insulation

Application

These are thin wall auto cables ideal for use in automobiles.

Standard

JASO D 611, JASO D 618

Temperature Range (3000 Hrs)

-40°C to +80°C

Cable Construction

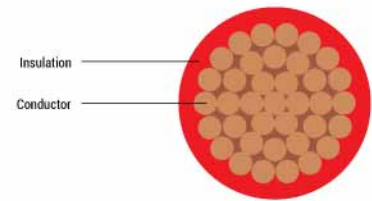
Soft annealed electrolytic copper Cu-ETP1 according to D 609-90, bare conductor construction according to JASO D 611 PVC insulation, material accordingly to JASO D 611

Packing

Available in 100 mtrs. Longer length available in spools.

Cable Design Parameters

Nom. Cross-Section (mm ²)	No. of Strands	Max. Strand Diameter (mm)	Max. Conductor Diameter (mm)	Max. DC Conductor Resistance at 20°C (Ω/km)	Standard Insulation Thickness (mm)	Overall Diameter (mm)		Approx. Weight (Kg/Km)
						Max.	Tolerance	
0.3	7	0.26	0.8	50.2	0.50	1.9	-0.1	6
0.5	7	0.32	1.0	32.7	0.50	2.1	-0.1	8
0.85	11	0.32	1.2	20.8	0.50	2.3	-0.1	12
1.25	16	0.32	1.5	14.3	0.50	2.6	-0.1	16
2	26	0.32	1.9	8.81	0.50	3.1	-0.2	25
3	41	0.32	2.4	5.59	0.60	3.8	-0.2	39
5	65	0.32	3.0	3.52	0.70	4.6	-0.2	60
0.3f*	15	0.18	0.8	48.9	0.50	1.9	-0.1	6
0.5f*	20	0.18	1.0	36.7	0.50	2.1	-0.1	8
0.75f*	30	0.18	1.2	24.4	0.50	2.3	-0.1	11
1.25f*	50	0.18	1.5	14.7	0.50	2.6	-0.1	17
2f*	37	0.26	1.8	9.5	0.50	3.1	-0.4	24



AVSS - Ultra Thin Wall PVC Insulation

Application

These are ultra thin wall auto cables ideal for use in automotives.

Standard

JASO D 611, JASO D 618

Temperature Range (3000 Hrs)

-40°C to +80°C

Cable Construction

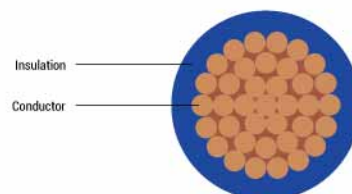
Soft annealed electrolytic copper Cu-ETP1 according to JIS C 3102, bare conductor construction according to JASO D 611 PVC, insulation material accordingly to JASO D 611

Packing

Available in 100 mtrs. Longer length available in spools.

Cable Design Parameters

Nom. Cross-Section (mm ²)	No. of Strands	Max. Strand Diameter (mm)	Max. Conductor Diameter (mm)	Max. DC Conductor Resistance at 20°C (Ω/km)	Min. Insulation Thickness (mm)	Overall Diameter (mm)		Approx. Weight (Kg/Km)
						Max.	Tolerance	
0.3	7	0.26	0.8	50.2	0.30	1.5	-0.1	5.0
0.5	7	0.32	1.0	32.7	0.30	1.7	-0.1	7.0
0.85	19	0.24	1.2	21.7	0.30	1.9	-0.1	10.0
1.25	19	0.29	1.5	14.9	0.30	2.2	-0.1	14.0
0.3f	19	0.16	0.8	48.9	0.30	1.5	-0.1	5.0
0.5f	19	0.19	1.0	34.6	0.30	1.7	-0.1	7.0
0.75f	19	0.23	1.2	23.6	0.30	1.9	-0.1	10.0
1.25f	37	0.21	1.5	14.6	0.30	2.2	-0.1	14.0
2f	37	0.26	1.8	9.5	0.40	2.7	-0.1	22.0



Application

These are standard wall auto cables ideal for use in motor wirings of fans and sensor applications in automobiles.

Standard

Based on ISO 6722-1

Temperature Range (3000 Hrs)

-40°C to +105°C

Cable Construction

Soft annealed electrolytic copper Cu-ETP1 according to DIN EN 13602, bare conductor construction according to ISO 6722-1
Soft PVC insulation with properties according to ISO 6722-1, Class B

Special Properties

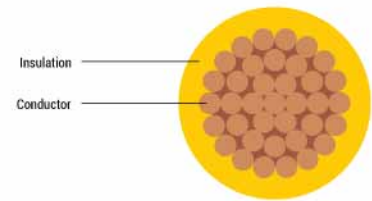
Conductor with cross-section > 6 mm² are also suitable as battery cable

Packing

Available in 100 mtrs. Longer length available in spools or wooden drums.

Cable Design Parameters

Nom. Cross-Section (mm ²)	No. of Strands	Max. Strand Diameter (mm)	Max. Conductor Diameter (mm)	Max. DC Conductor Resistance at 20°C (Ω/km)	Nominal Insulation Thickness (mm)	Overall Diameter (mm)	
						Min.	Max.
0.5	16	0.21	0.21	37.1	0.6	2.0	2.3
0.75	24	0.21	0.21	24.7	0.6	2.0	2.5
1	32	0.21	0.21	18.5	0.6	2.4	2.7
1.5	30	0.26	0.26	12.7	0.6	2.7	3.0
2	40	0.26	0.26	9.42	0.6	2.9	3.3
2.5	50	0.26	0.26	7.6	0.7	3.3	3.6
3	60	0.26	0.26	6.15	0.7	3.5	4.1
4	56	0.31	0.31	4.71	0.8	4.0	4.4
6	84	0.31	0.31	3.14	0.8	4.6	5.0
10	80	0.41	0.41	1.82	1.0	6.0	6.5
16	126	0.41	0.41	1.16	1.0	7.0	8.3
25	196	0.41	0.41	0.743	1.3	8.7	10.4
35	276	0.41	0.41	0.527	1.3	10.0	11.6
50	400	0.41	0.41	0.368	1.5	11.9	13.5
70	560	0.41	0.41	0.259	1.5	14.0	15.5
95	740	0.41	0.41	0.196	1.6	15.4	18.0
120	960	0.41	0.41	0.153	1.6	18.7	19.7



Application

These are auto cables ideal for use in automotives with hot pressure resistance

Standard

In accordance to ISO 6722-1

Temperature Range (3000 Hrs)

-40°C to +125°C

Cable Construction

Soft annealed electrolytic copper Cu-ETP1 according to DIN EN 13602, bare conductor construction according to ISO 6722-1
Soft PVC insulation with properties according to ISO 6722-1, Class C

Packing

Available in 100 mtrs. Longer length available in spools or wooden drums.

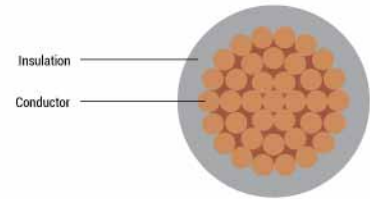
Special Properties

Hot pressure resistance test at 120°C. Suitable for applications inside the engine compartment.

Cable Design Parameters

Nom. Cross-Section (mm ²)	No. of Strands	Max. Strand Diameter (mm)	Max. Conductor Diameter (mm)	Max. DC Conductor Resistance at 20°C (Ω/km)	Nominal Insulation Thickness (mm)	Overall Diameter (mm)		Approx. Weight (Kg/Km)
						Max.	Tolerance	
0.5	16	0.21	1.0	37.1	0.6	2.3	-0.3	8.0
0.75	24	0.21	1.2	24.7	0.6	2.5	-0.3	11.0
1	32	0.21	1.35	18.5	0.6	2.7	-0.3	14.0
1.25*	16	0.33	1.7	14.9	0.6	2.95	-0.55	14.0
1.5	30	0.26	1.7	12.7	0.6	3.0	-0.3	19.0
2	28	0.31	2.0	9.42	0.6	3.3	-0.3	25.0
2.5	50	0.26	2.2	7.6	0.7	3.6	-0.3	31.0
3	60	0.26	2.4	6.0	0.7	4.1	-0.3	37.0
4	56	0.31	2.75	4.71	0.8	4.4	-0.4	47.0
5	65	0.33	3.1	3.94	0.8	4.9	-0.4	58.0
6	84	0.31	3.3	3.14	0.8	5.0	-0.4	68.0
8*	50	0.46	4.3	2.38	0.8	5.9	-0.9	88.0
10	80	0.41	4.5	1.82	1.0	6.5	-0.5	111.0
12**	96	0.41	5.4	1.52	1.0	7.4	-0.8	142.0
16	126	0.41	6.3	1.16	1.0	8.3	-0.6	179.0
20**	152	0.41	6.9	0.955	1.1	9.1	-1.0	218.0
25	196	0.41	7.8	0.743	1.3	10.4	-1.0	278.0

*Sizes from JIS C3406 **Not as per ISO 6722



Application

These are standard wall auto cables with cold resistant properties and increased flexibility

Standard

In accordance to ISO 6722-1

Temperature Range (3000 Hrs)

-50°C to +105°C

Cable Construction

Soft annealed electrolytic copper Cu-ETP1 according to DIN EN 13602, bare conductor construction according to ISO 6722-1
Soft PVC insulation cold-resistant

Packing

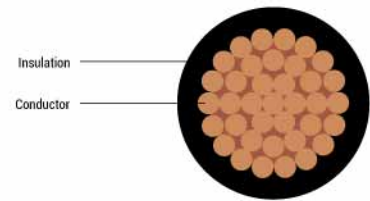
Available in 100 mtrs. coils. Longer length available in spools.

Special Properties

Cold bending test acc. to ISO 6722-1 at -50°C
Short-term and long term ageing according to ISO 6722-1, Class B.

Cable Design Parameters

Nom. Cross-Section (mm ²)	No. of Strands	Max. Strand Diameter (mm)	Max. Conductor Diameter (mm)	Max. DC Conductor Resistance at 20°C (Ω/km)	Nominal Insulation Thickness (mm)	Overall Diameter (mm)		Approx. Weight (Kg/Km)
						Max.	Tolerance	
0.5	28	0.16	1.1	37.7	0.6	2.3	-0.3	9.0
0.75	42	0.16	1.3	25.1	0.6	2.5	-0.3	12.0
1.0	57	0.16	1.5	18.8	0.6	2.7	-0.3	15.0
1.5	84	0.16	1.8	12.7	0.6	3	-0.3	20.0
2.5	140	0.16	2.3	7.54	0.7	3.6	-0.4	32.0



Application

These are thin wall auto cables with cold resistant properties

Standard

In accordance to ISO 6722-1

Temperature Range (3000 Hrs)

-50°C to +105°C

Cable Construction

Soft annealed electrolytic copper Cu-ETP1 according to DIN EN 13602, bare conductor construction according to ISO 6722-1
Soft PVC insulation cold-resistant

Special Properties

Cold bending test acc. to ISO 6722-1 at -50°C.

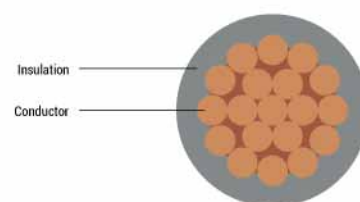
Short-term and long term ageing according to ISO 6722-1, Class B

Packing

Available in 100 mtrs. Longer length available in spools.

Cable Design Parameters

Nom. Cross-Section (mm ²)	No. of Strands	Max. Strand Diameter (mm)	Max. Conductor Diameter (mm)	Max. DC Conductor Resistance at 20°C (Ω/km)	Nominal Insulation Thickness (mm)	Overall Diameter (mm)		Approx. Weight (Kg/Km)
						Max.	Tolerance	
0.5	16	0.21	1.0	37.1	0.28	1.6	-0.2	6.0
1.0	32	0.21	1.4	18.5	0.30	2.1	-0.2	12.0
1.5	30	0.26	1.7	12.7	0.30	2.4	-0.3	16.0
2.5	50	0.26	2.1	7.6	0.35	3.0	-0.3	30.0



Application

These are thin walled cables ideal for use in automotives where its reduced insulation thickness and higher temperature withstanding properties serves its application in complex wiring harnesses.

Standard

In accordance with ISO 6722

Voltage Rating

60 V D.C.; 25 V A.C. (Suitable for 12 Volts and 24 Volts systems)

Temperature Range (3000 Hrs)

-40°C to +105°C

Cable Construction

Soft annealed electrolytic copper Cu-ETP according to DIN EN 13602.

Conductor construction according to ISO 6722 (Concentric conductor, Type A)

PVC insulation, class B to ISO 6722

Properties

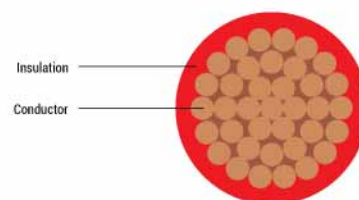
The lead free, PVC polymer, offers excellent resistance to petrol, chemicals, and abrasion, and in addition is suitable for both low and high temperature applications. Flame retardant to EN 60332-1-2

Packing

Available in 100 mtrs. Longer length available in spools.

Cable Design Parameters

Nom. Cross-Section (mm ²)	No. of Strands	Max. Strand Diameter (mm)	Nom. Conductor Diameter (mm)	Max. DC Conductor Resistance at 20°C (Ω/km)		Min. Insulation Thickness (mm)	Max. Overall Diameter (mm)
				Plain Copper	Tinned Copper		
0.22	7	0.21	0.7	84.8	86.5	0.2	1.2
0.35	7	0.26	0.8	54.4	55.5	0.2	1.3
0.5	19	0.19	1.0	37.5	38.2	0.22	1.6
0.75	19	0.23	1.2	24.7	25.4	0.24	1.9
1	19	0.26	1.35	18.5	19.1	0.24	2.1
1.25	19	0.30	1.5	14.9	15.9	0.24	2.3
1.5	19	0.32	1.7	12.7	13	0.24	2.4
2	19	0.37	2.0	9.42	9.69	0.28	2.8
2.5	19	0.41	2.2	7.6	7.82	0.28	3.0



Application

These are thin walled cables ideal for use in automotives where its reduced insulation thickness and higher temperature withstanding properties serves its application in complex wiring harnesses.

Standard

In accordance with ISO 6722

Voltage Rating

60 V D.C.; 25 V A.C. (Suitable for 12 Volts and 24 Volts systems)

Temperature Range (3000 Hrs)

-40°C to +105°C

Cable Construction

Soft annealed electrolytic copper Cu-ETP according to DIN EN 13602.
Conductor construction according to ISO 6722 PVC insulation, class B to ISO 6722

Properties

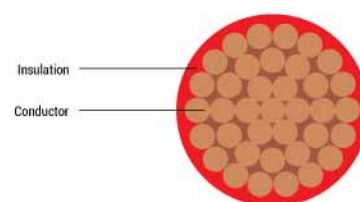
The lead free, PVC polymer, offers excellent resistance to petrol, chemicals, and abrasion, and in addition is suitable for both low and high temperature applications. Flame retardant to EN 60332-1-2

Packing

Available in 100 mtrs. Longer length available in spools or wooden drums.

Cable Design Parameters

Nom. Cross-Section (mm ²)	No. of Strands	Max. Strand Diameter (mm)	Max. Conductor Diameter (mm)	Max. DC Conductor Resistance at 20°C (Ω/km)		Min. Insulation Thickness (mm)	Max. Overall Diameter (mm)
				Plain Copper	Tinned Copper		
0.35	12	0.21	0.9	54.4	55.5	0.2	1.4
0.5	16	0.21	1.0	37.5	38.2	0.22	1.6
0.75	24	0.21	1.2	24.7	25.4	0.24	1.9
1	32	0.21	1.35	18.5	19.1	0.24	2.1
1.25	16	0.33	1.5	14.9	15.9	0.24	2.3
1.5	30	0.26	1.7	12.7	13	0.24	2.4
2	30	0.31	2.0	9.42	9.69	0.28	2.8
2.5	50	0.26	2.2	7.6	7.82	0.28	3.0
3	45	0.31	2.4	6.15	6.36	0.28	3.4
4	56	0.31	2.75	4.71	4.85	0.32	3.7
5	65	0.33	3.1	3.94	4.02	0.32	4.2
6	84	0.31	3.3	3.14	3.23	0.32	4.3
8	50	0.46	3.8	2.38	2.52	0.32	5.0
10	80	0.41	4.5	1.82	1.85	0.48	6.0
12	96	0.41	5.2	1.52	1.6	0.48	6.5
16	18	0.41	5.5	1.16	1.18	0.52	7.2
20	152	0.41	5.8	0.955	0.999	0.52	7.8
25	196	0.41	7.8	0.743	0.757	0.52	8.7



Application

These are ultra thin wall auto cables ideal for use in automotives.

Standard

In accordance to ISO 6722-1

Temperature Range (3000 Hrs)

-40°C to +105°C

Cable Construction

Soft annealed electrolytic copper Cu-ETP1 according to DIN EN 13602, bare or tinned.

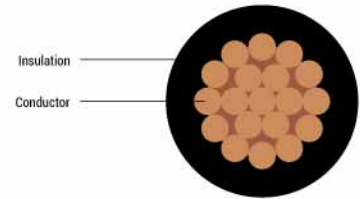
Soft PVC insulation cold-resistant according to ISO 6722-1, Class B

Packing

Packing available in 100 mtrs. Longer length available in spools.

Cable Design Parameters

Nom. Cross-Section (mm ²)	No. of Strands	Max. Strand Diameter (mm)	Max. Conductor Diameter (mm)	Max. DC Conductor Resistance at 20°C (Ω/km)	Min. Insulation Thickness (mm)	Overall Diameter		Approx. Weight (Kg/Km)
						Max.	Tolerance	
0.35	7	0.27	0.8	52	0.16	1.2	-0.1	4.0
0.5	19	0.19	1	37.1	0.16	1.4	-0.1	6.0
0.75	19	0.24	1.2	24.7	0.16	1.6	-0.15	8.0
1.0	19	0.27	1.4	18.5	0.16	1.75	-0.15	10.0
1.25	19	0.30	1.5	14.9	0.16	2.0	-0.2	13.0
1.5	19	0.33	1.7	12.7	0.16	2.1	-0.2	15.0
2.0	19	0.37	1.9	9.42	0.20	2.4	-0.2	20.0
2.5	37	0.30	2.2	7.6	0.20	2.7	-0.2	25.0



FLRYW with thin wall PVC insulation (Type A / Type B, hot pressure resistant)

Application

These are thin wall auto cables with hot pressure resistant properties

Standard

In accordance to ISO 6722-1

Temperature Range (3000 Hrs)

-40°C to +125°C

Cable Construction

Soft annealed electrolytic copper Cu-ETP1 according to DIN EN 13602, bare or tinned construction acc. to ISO 6722-1
Special PVC insulation with properties according to ISO 6722-1, Class C

Special Properties

Heat resistant cable. Suitable for applications inside the engine compartment.

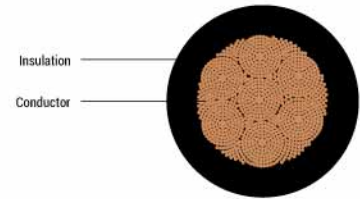
Packing

Available in 100 mtrs. Longer length available in spools or wooden drums.

Cable Design Parameters

Nom. Cross-Section (mm ²)	No. of Strands	Max. Strand Diameter (mm)	Max. Conductor Diameter (mm)	Max. DC Conductor Resistance at 20°C (Ω/km) (Bare/Tinned)		Min. Insulation Thickness (mm)	Overall Diameter (mm)		Approx. Weight (Kg/Km)
							Max.	Tolerance	
FLRYW - TYPE A									
0.35	7	0.26	0.8	54.4	55.5	0.20	1.3	-0.1	5.0
0.5	19	0.19	1.0	37.5	38.2	0.22	1.6	-0.2	7.0
0.75	19	0.23	1.2	24.7	25.4	0.24	1.9	-0.2	9.0
1.0	19	0.26	1.35	18.5	19.1	0.24	2.1	-0.2	11.0
1.25	19	0.30	1.5	14.9	15.9	0.24	2.3	-0.2	12.0
1.5	19	0.32	1.7	12.7	13.0	0.24	2.4	-0.2	16.0
2.0	19	0.37	2.0	9.42	9.69	0.28	2.8	-0.3	22.0
FLRYW - TYPE B									
0.35	12	0.21	0.9	54.4	55.5	0.20	1.4	-0.2	5.0
0.5	16	0.21	1.0	37.5	38.2	0.22	1.6	-0.2	7.0
0.75	24	0.21	1.2	24.7	25.4	0.24	1.9	-0.2	9.0
1.0	32	0.21	1.35	18.5	19.1	0.24	2.1	-0.2	11.0
1.25*	16	0.33	1.5	14.9	15.9	0.24	2.3	-0.2	12.0
1.5	30	0.26	1.7	12.7	13.0	0.24	2.4	-0.2	16.0

Nom. Cross-Section (mm ²)	No. of Strands	Max. Strand Diameter (mm)	Max. Conductor Diameter (mm)	Max. DC Conductor Resistance at 20oC (Ω/km) (Bare/Tinned)		Min. Insulation Thickness (mm)	Overall Diameter (mm)		Approx. Weight (Kg/Km)
							Max.	Tolerance	
FLRYW - TYPE B									
2	30	0.31	2.0	9.42	9.69	0.28	2.8	-0.3	22.0
2.5	50	0.26	2.2	7.6	7.82	0.28	3.0	-0.3	26.0
3	45	0.31	2.4	6.15	6.36	0.28	3.4	-0.3	33.0
4	56	0.31	2.75	4.71	4.85	0.32	3.7	-0.3	42.0
5	65	0.33	3.1	3.94	4.02	0.32	4.2	-0.3	50.0
6	84	0.31	3.3	3.14	3.23	0.32	4.3	-0.3	61.0
8	50	0.46	3.8	2.38	2.52	0.32	5.0	-0.4	82.0
10	80	0.41	4.5	1.82	1.85	0.48	6.0	-0.4	108.0
12	96	0.41	5.2	1.52	1.6	0.48	6.5	-0.7	120.0
16	18	0.41	5.5	1.16	1.18	0.52	7.2	-0.5	170.0
20	152	0.41	5.8	0.955	0.999	0.52	7.8	-0.8	192.0
25	196	0.41	7.8	0.743	0.757	0.52	8.7	-0.8	265.0



FL11Y with TPE-U insulation

Application

These are automotive cables for starting and charging application in motorcycles and other motor vehicles. The cable design makes it suitable for harsh environment and robust applications.

Standard

In accordance to ISO 6722-1

Temperature Range (3000 Hrs)

-40°C to +110°C

Cable Construction

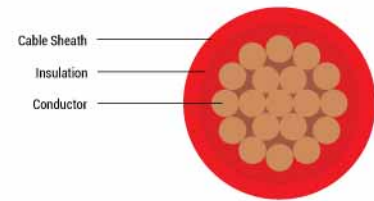
Soft annealed electrolytic copper Cu-ETP1 according to DIN EN 13602, bare construction acc. To ISO 6722-1
TPE-U (Thermoplastic polyurathane elastomer) according to ISO 6722-1, Class B

Packing

Available in 100 mtrs. Longer length available in spools or wooden drums.

Cable Design Parameters

Nom. Cross-Section (mm ²)	No. of Strands	Max. Strand Diameter (mm)	Max. Conductor Diameter (mm)	Max. DC Conductor Resistance at 20°C (Ω/km)	Min. Insulation Thickness (mm)	Overall Diameter		Approx. Weight (Kg/Km)
						Max.	Tolerance	
6	84	0.31	3.3	3.14	0.80	5.0	-0.4	66.0
10	80	0.41	4.5	1.82	1.00	6.5	-0.5	109.0
16	126	0.41	6.3	1.16	1.00	8.3	-0.6	176.0
25	196	0.41	7.8	0.743	1.30	10.4	-0.7	273.0
35	276	0.41	9.0	0.527	1.30	11.6	-0.6	355.0
50	396	0.41	10.5	0.368	1.50	13.5	-2.0	511.0
70	360	0.51	12.5	0.259	1.50	15.5	-2.0	705.0
95	475	0.51	14.8	0.196	1.60	18.0	-2.0	905.0
120	608	0.51	16.5	0.153	1.60	19.7	-2.0	1170.0



Application

These cables are ideal for use in automotive applications where higher current carrying capacity and mechanical strength are required.

Standard

Adapted to ISO 6722

Voltage Rating

60 V D.C., 25 V A.C. (Suitable for 12 Volts and 24 Volts systems)

Temperature Range (3000 Hrs)

-40°C to +105°C

Cable Construction

Soft annealed electrolytic copper Cu-ETP according to DIN EN 13602.

Conductor construction according to ISO 6722

PVC insulation, class B to ISO 6722

PVC sheath, class B to ISO 6722

Properties

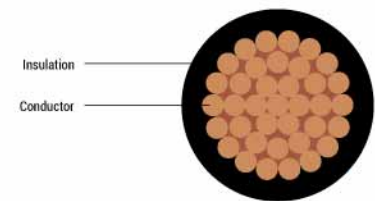
The special cable construction, offers higher mechanical strength without compromising with the cable flexibility. The cable is suitable for rugged applications across the extreme temperature range.

Packing

Available in 100 mtrs. Longer length available in spools.

Cable Design Parameters

Nom. Cross-Section (mm ²)	No. of Strands	Max. Strand Diameter (mm)	Max. Conductor Diameter (mm)	Max. DC Conductor Resistance at 20°C (Ω/km)	Nominal Insulation Thickness (mm)	Nominal Core Diameter (mm)	Sheath Thickness (mm)	Overall Diameter	
								Max.	Max.
0.5	16	0.21	1.0	37.1	0.6	2.1	0.4	2.7	3.1
0.75	24	0.21	1.2	24.7	0.6	2.3	0.4	3.0	3.3
1.0	32	0.21	1.35	18.5	0.6	2.5	0.4	3.2	3.6
1.5	30	0.26	1.7	12.7	0.6	2.8	0.5	3.7	4.1
2.0	40	0.26	2.0	9.42	0.6	3.0	0.5	3.9	4.3
2.5	50	0.26	2.2	7.6	0.7	3.5	0.5	4.3	4.8



Application

These are TPE-E insulated low tension automotive cables used in motor vehicles for lightings, signals and instrument panel circuits operating across wide range of extreme temperature.

Standard

In accordance to ISO 6722-1 class D

Temperature Range (3000 Hrs)

-40°C to +150°C

Cable Construction

Soft annealed electrolytic copper Cu-ETP1 according to DIN EN 13602 ,bare conductor construction acc. To ISO 6722-1 Tinned copper available on request. TPE-E (Thermoplastic Elastomer)

Special Properties

These are polyester based elastomeric cables which offer consistent performance across the entire operating temperature range. Tear and abrasion resistant. High peak temperature resistance. Good resistant to chemical and weather conditions. High impact strength.

Packing

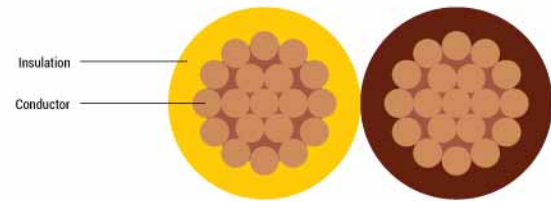
Packing available in 100 mtrs. Longer length available in spools.

Cable Design Parameters

Nom. Cross-Section (mm ²)	No. of Strands	Max. Strand Diameter (mm)	Max. Conductor Diameter (mm)	Max. DC Conductor Resistance at 20°C (Ω/km)	Min. Insulation Thickness (mm)	Overall Diameter	
						Max.	Max.
FLR13Y - TYPE A							
0.22	7	0.21	0.7	84.8	0.20	1.1	1.2
0.35	7	0.26	0.8	54.4	0.20	1.2	1.3
0.5	19	0.19	1.0	37.5	0.22	1.4	1.6
0.75	19	0.23	1.2	24.7	0.24	1.7	1.9
1	19	0.26	1.35	18.5	0.24	1.9	2.1
1.5	19	0.32	1.7	12.7	0.24	2.2	2.4
2	19	0.37	2.0	9.42	0.28	2.5	2.8
2.5	19	0.41	2.2	7.6	0.28	2.7	3.0
FLR13Y - TYPE B							
0.35	12	0.21	0.9	54.4	0.20	1.2	1.4
0.5	16	0.21	1.0	37.5	0.22	1.4	1.6
0.75	24	0.21	1.2	24.7	0.24	1.7	1.9
1	32	0.21	1.35	18.5	0.24	1.9	2.1
1.5	30	0.26	1.7	12.7	0.24	2.2	2.4
2	30	0.31	2.0	9.42	0.28	2.5	2.8
2.5	50	0.26	2.2	7.60	0.28	3.7	3.0
4	56	0.31	2.75	4.71	0.32	3.4	3.7
6	84	0.31	3.3	3.14	0.32	4.0	4.3

FLRY n x (TWISTED CABLES)

REACH | RoHS | CE



Application

These are unsheathed twisted wires used in automobiles

Standard

In accordance to ISO 6722-1

Temperature Range (3000 Hrs)

-40°C to +105°C

Cable Construction

Soft annealed electrolytic copper Cu-ETP1 according to DIN EN 13602, bare or tinned copper construction acc. to ISO 6722-1 PVC with properties according to according to ISO 6722-1, Class B

Special Properties

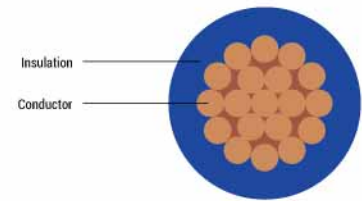
Higher heat resistance. Tinned copper conductor. Other lay lengths available on request.

Packing

Available in 100 mtrs. Longer length available in spools or wooden drums.

Cable Design Parameters

No. of Cores x Nom. Cross-Section (mm ²)	No. of Strands	Max. Strand Diameter (mm)	Max. Conductor Diameter (mm)	Max. DC Conductor Resistance at 20°C (Ω/km)	Min. Insulation Thickness (mm)	Core Diameter (Max.) (mm)	Lay Length (Nom.) (mm)	Outer Diameter (Max.) (mm)	Approx. Weight (Kg/Km)
2x0.35	7	0.26	0.8	52.0	0.20	1.3	16	2.6	9.0
2x0.35	7	0.26	0.8	52.0	0.20	1.3	20	2.6	9.0
2x0.35	7	0.26	0.8	52.0	0.20	1.3	30	2.6	9.0
2x0.5	19	0.19	1.0	37.1	0.22	1.6	15	3.2	13.0
2x0.5	19	0.19	1.0	37.1	0.22	1.6	30	3.2	13.0
2x0.5	16	0.21	1.0	37.1	0.22	1.6	20	3.2	13.0
2x0.5	16	0.21	1.0	37.1	0.22	1.6	30	3.2	13.0
3x0.5	19	0.19	1.0	37.1	0.22	1.6	30	3.5	20.0
3x0.5	16	0.21	1.0	37.1	0.22	1.6	40	3.5	20.0
2x0.75	24	0.23	1.2	24.7	0.24	1.9	30	3.8	18.0
2x0.75	19	0.21	1.2	24.7	0.24	1.9	30	3.8	18.0
3x0.75	19	0.23	1.2	24.7	0.24	1.9	30	4.1	27.0
2x1	19	0.26	1.35	18.5	0.24	2.1	30	4.2	22.0
2x1	32	0.21	1.35	18.5	0.24	2.1	30	4.2	22.0
3x1	32	0.21	1.35	18.5	0.24	2.1	25	4.5	33.0
4x1	19	0.26	1.35	18.5	0.24	2.1	30	5.1	44.0
2x1.5	19	0.32	1.7	12.7	0.24	2.4	30	4.8	32.0
2x2.5	50	0.26	2.2	7.8	0.28	3.0	30	6.0	52.0
5x2.5	50	0.26	2.2	7.8	0.28	3.0	50	8.1	130.0
6x2.5	50	0.26	2.2	7.8	0.28	3.0	55	9.0	156.0



Application

These are power train cables for automobiles. These are used in wire harness of low-tension engine compartment circuits for automobiles.

Max. Operating Temperature

150°C

Cable Construction

Bare or annealed tinned copper
TPE-E (Thermoplastic Elastomer)

Packing

Available in 100 mtrs. Longer length available in spools.

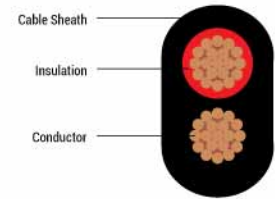
Cable Design Parameters

Nom. Cross-Section (mm ²)	No. of Strands	Max. Strand Diameter (mm)	Max. Conductor Diameter (mm)	Max. DC Conductor Resistance at 20°C (Ω/km)	Nominal Insulation Thickness (mm)	Overall Diameter (mm)	
						Min.	Max.
0.35	7	0.26	0.9	52.0	0.25	1.2	1.4
0.50	19	0.20	1.0	37.1	0.30	1.4	1.6
0.75	19	0.24	1.20	24.7	0.35	1.7	1.9
1.0	19	0.26	1.35	18.5	0.38	1.9	2.1
1.5	30	0.26	1.7	12.7	0.35	2.2	2.4
2.5	50	0.26	2.2	7.6	0.40	2.7	3.0
4.0	56	0.31	2.75	4.7	0.45	3.4	3.7
6.0	84	0.31	3.3	3.1	0.50	4.0	4.3

*Note : Tinned copper conductor can be provided on request.

THIN WALL MULTICORE CABLES

REACH | RoHS | CE



Application

These are multicore cables used in automobile.

Standard

In accordance to ISO 6722-1

Cable Construction

Electrolytic plain annealed copper according to ISO 6722-1

PVC with properties according to according to ISO 6722-1, Class B (105°C). PVC Sheathed 105°C.

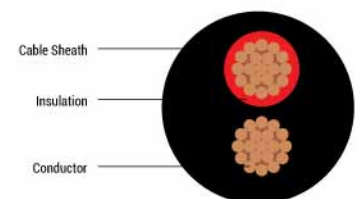
Packing

Available in 100 mtrs. Longer length available in spools or wooden drums.

Thin Wall 2 Core Auto Cables (Flat Twins)

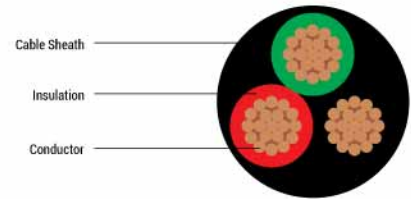
No. of Cores X Nominal Cross-Section (mm ²)	No. of Strands	Max. Strand Conductor (mm)	Max. Overall Diameter (mm)	Sheath Colour	Core Colour
2x0.5	16	0.20	2.7 x 4.6	Black	Black, Red
2x0.75	24	0.20	3.1 x 4.9		
2x1.0	32	0.20	3.0 x 5.0		
2x1.5	21	0.30	3.5 x 5.8		
2x2.0	28	0.30	3.9 x 6.5		
2x2.5	35	0.30	3.9 x 6.7		
2x3.0	44	0.30	4.3 x 7.5		
2x4.5	65	0.30	5.6 x 9.4		

Thin Wall 2 Core Auto Cables (Round Twins)



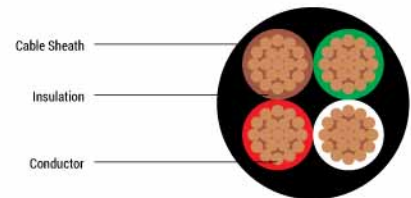
No. of Cores X Nominal Cross-Section (mm ²)	No. of Strands	Max. Strand Conductor (mm)	Max. Overall Diameter (mm)	Sheath Colour	Core Colour
2x0.5	16	0.20	5.2	Black	Black, Red
2x0.75	24	0.20	5.3		
2x1.0	32	0.20	5		
2x1.5	21	0.30	6.4		
2x2.0	28	0.30	6.8		
2x2.5	35	0.30	6.7		

Thin Wall 3 Core Auto Cables



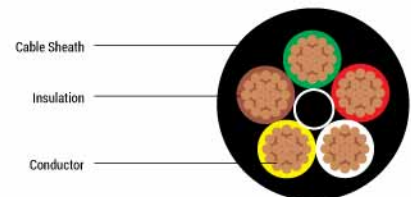
No. of Cores X Nominal Cross-Section (mm ²)	No. of Strands	Max. Strand Conductor (mm)	Max. Overall Diameter (mm)	Sheath Colour	Core Colour
3x0.75	24	0.20	5.7	Black	Black, Red, Green
3x1.0	32	0.20	5.5		
3x1.5	21	0.30	5.9		
3x2.0	28	0.30	7.3		

Thin Wall 3 Core Auto Cables



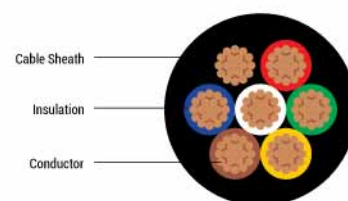
No. of Cores X Nominal Cross-Section (mm ²)	No. of Strands	Max. Strand Conductor (mm)	Max. Overall Diameter (mm)	Sheath Colour	Core Colour
4x0.75	24	0.20	5.9	Black	Brown, Green, Red, White
4x1.0	32	0.20	5.8		
4x1.5	21	0.30	7.6		

Thin Wall 5 Core Auto Cables



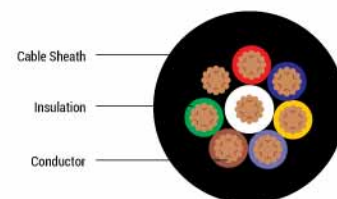
No. of Cores X Nominal Cross-Section (mm ²)	No. of Strands	Max. Strand Conductor (mm)	Max. Overall Diameter (mm)	Sheath Colour	Core Colour
5x0.75	24	0.20	5.9	Black	Brown, Green, Red, White, Yellow
5x1.0	32	0.20	5.8		
4x1.0 + 1x2.0	21	0.30	7.6		
	28	0.30			

Thin Wall 7 Core Auto Cables



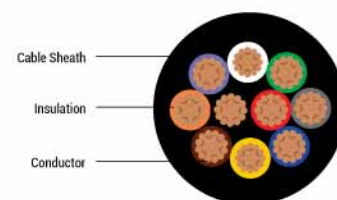
No. of Cores X Nominal Cross-Section (mm ²)	No. of Strands	Max. Strand Conductor (mm)	Max. Overall Diameter (mm)	Sheath Colour	Core Colour
7x0.5	16	0.20	6	Black	Black, Red, Green, Yellow, Brown, White, Blue
7x0.75	24	0.20	6.8		
7x1.0	32	0.20	7.4		
4x1.0 + 1x2.0	28	0.30	8.3		
4x1.0 + 1x2.0	21	0.30	10.1	Grey	
4x1.0 + 1x2.0	35	0.30			

Thin Wall 8 Core Auto Cables



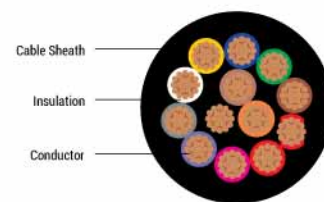
No. of Cores X Nominal Cross-Section (mm ²)	No. of Strands	Max. Strand Conductor (mm)	Max. Overall Diameter (mm)	Sheath Colour	Core Colour
7x1.0 + 1x2.0	32	0.20	8.8	Black	Black, Red, Blue, Yellow, Purple, Brown, White, Green
	28	0.320			

Thin Wall 10 Core Auto Cables



No. of Cores X Nominal Cross-Section (mm ²)	No. of Strands	Max. Strand Conductor (mm)	Max. Overall Diameter (mm)	Sheath Colour	Core Colour
9x1.0 + 1x2.0	32	0.20	10.90	Black	Black, Red, Green, Grey, Blue, Yellow, Brown, Orange, Purple, White
	28	0.320			

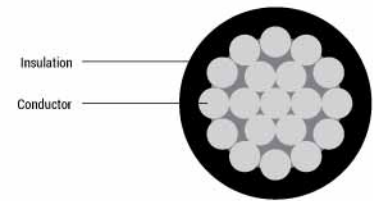
Thin Wall 13 Core Auto Cables



No. of Cores X Nominal Cross-Section (mm ²)	No. of Strands	Max. Strand Conductor (mm)	Max. Overall Diameter (mm)	Sheath Colour	Core Colour
12x1.5 + 1x2.5	21	0.30	12.30	Black	Yellow, Blue, Green, Brown, Red/Black, Black, Red, Pink, Purple, Grey, White, Light Brown, Orange
	35	0.30			
8x1.5 + 5x2.5	30	0.25	13.30	Black	Black, Red, Green, Grey, Blue, Yellow, Brown, Orange, Purple, White
	50	0.25			

TINNED COPPER CABLES

REACH | RoHS | CE



Application

Tin plated single and multi core cable for starting, charging and instrument panel circuits in automobiles.

Standards

In accordance to ISO 6722-1

Cable Construction

Electrolytic annealed tinned copper as per ISO 6722-1
PVC with properties according to according to ISO 6722-1, Class B (105°C)

Packing

Available in 100 mtrs. Longer length available in spools or wooden drums.

Single Core Cable

Nominal Cross-Section (mm ²)	No. of Strands	Max. Strand Diameter mm	Outer Diameter (max.) (mm)	Max. DC Conductor Resistance at 20°C (Ω/km)
1.0	32	0.20	2.1	19.1
1.5	21	0.30	2.4	13.0
2.5	35	0.30	3.0	7.82
4.0	56	0.30	3.7	4.85
6.0	84	0.30	4.3	3.23
10.0	80	0.40	6.0	1.85

Tinned Copper 2 Core Cables (Flat Twins)

Standards

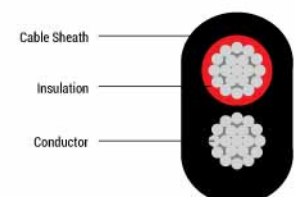
In accordance to ISO 6722-1

Cable Construction

PVC with properties according to according to ISO 6722-1, Class B (105°C)
PVC Sheathed 105°C

Packing

Available in 100 mtrs. Longer length available in spools or wooden drums.



No. of Cores X Nominal Cross-Section (mm ²)	No. of Strands	Max. Strand Conductor (mm)	Max. Overall Diameter (mm)	Sheath Colour	Core Colour
2 x 1.5	21	0.30	3.5 x 5.8	White/ Black	Red, Black
2 x 2.5	35	0.30	3.9 x 6.7		

Tinned Copper 2 Core Cables (Round Twins)

Standards

In accordance to ISO 6722-1

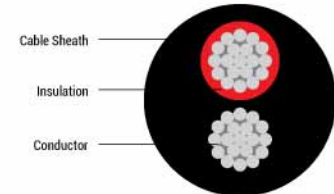
Cable Construction

PVC with properties according to according to ISO 6722-1, Class B (105°C)

PVC Sheathed 105°C

Packing

Available in 100 mtrs. Longer length available in spools or wooden drums



No. of Cores X Nominal Cross-Section (mm ²)	No. of Strands	Max. Strand Conductor (mm)	Max. Overall Diameter (mm)	Sheath Colour	Core Colour
2 x 1.5	21	0.30	6.4	Black	Black, Red
2 x 2.5	35	0.30	6.7		

Tinned Copper 3 Core Cables

Standards

In accordance to ISO 6722-1

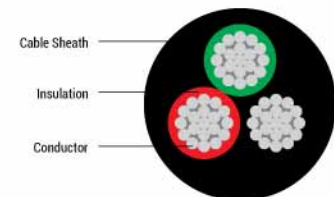
Cable Construction

PVC with properties according to according to ISO 6722-1, Class B (105°C)

PVC Sheathed 105°C

Packing

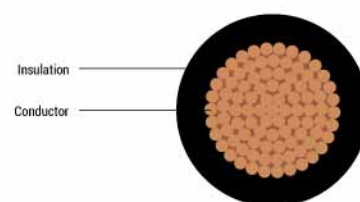
Available in 100 mtrs. Longer length available in spools or wooden drums



No. of Cores X Nominal Cross-Section (mm ²)	No. of Strands	Max. Strand Conductor (mm)	Max. Overall Diameter (mm)	Sheath Colour	Core Colour
2 x 1.5	21	0.30	5.9	White / Black	Black, Red, Green
2 x 2.5	35	0.30	7.4		

PVC BATTERY CABLE

REACH | RoHS | CE



Voltage Rating

Max. 200V

Test Voltage

1000 Volts

Temperature Range

-30°C to +70°C

Cable Construction

Annealed Bare copper strands

For PVC battery cable - Cl. 5 to EN 60228

For Flexible PVC battery cable - Cl. 6 to EN 60228

PVC insulation over bunched conductor

Packing

Available in wooden drums.

Cable Design Parameters

Standard Battery Cable

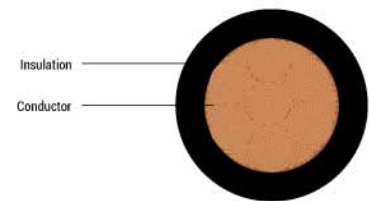
Nominal Cross-Section (mm ²)	No. of Strands	Max. Strand Diameter mm	Outer Diameter (max.) (mm)	Max. DC Conductor Resistance at 20°C (Ω/km)
25	196	0.40	9.7	0.780
35	276	0.40	12.2	0.554
50	396	0.40	13.3	0.386
70	360	0.50	14.6	0.272

Flexible Battery Cable

Nominal Cross-Section (mm ²)	No. of Strands	Max. Strand Diameter mm	Outer Diameter (max.) (mm)	Max. DC Conductor Resistance at 20°C (Ω/km)
16	512	0.20	8.3	1.21
25	800	0.20	10.1	0.780
35	1120	0.20	11.8	0.554
50	705	0.30	13.3	0.386
70	990	0.30	15.5	0.272
95	1340	0.30	17.9	0.206
120	1690	0.30	19.7	0.161

ELASTOMERIC BATTERY CABLE

REACH | RoHS | CE



Standard

Adapted to BS 6862

Voltage Rating

Max. 200V

Test Voltage

1000 Volts

Temperature Range (3000 Hrs)

-40°C to + 90°C

Cable Construction

Bare copper strands as per EN 60228, class 6

Packing

Available in wooden drums.

Conductor Bunch Variants

Normal flex and Super flex

Special Elastomeric Insulation

Thermoplastic Elastomer Vulcanizate

Special Properties

Acid Resistance Test: In sulphuric acid of specific gravity 1.28 at a temperature of 160°C to 210°C and check the cable after 60 hrs.

No effect on insulation. Insulation free from deformation and shrinkage

Chemical Resistance: Resistant to ozone, acids, solvents, detergents, vaseline and oils.

Cable Design Parameters

Super Flex

Nominal Cross-Section (mm ²)	No. of Strands	Max. Strand Diameter mm	Outer Diameter (max.) (mm)	Max. DC Conductor Resistance at 20°C (Ω/km)
25	784	0.20	11.1	0.78
35	1176	0.20	12.8	0.554
50	1568	0.20	14.0	0.386
70	2205	0.20	16.0	0.272
95	2989	0.20	18.0	0.206
120	3850	0.20	20.3	0.161

Normal Flex

Nominal Cross-Section (mm ²)	No. of Strands	Max. Strand Diameter mm	Outer Diameter (max.) (mm)	Max. DC Conductor Resistance at 20°C (Ω/km)
25	816	0.20	11.1	0.78
35	1144	0.20	12.8	0.554
50	1662	0.20	14.0	0.386
70	2346	0.20	16.0	0.272
95	3050	0.20	18.0	0.206

COPPER EARTHING BRAIDS

REACH | RoHS | CE | CPR Compliant



Application

Tubular braids are used for covering and shielding. They protect the cables and electrical conductors against interferences and to realize a safe data transfer.

Material

Annealed electrolytic grade copper wire. Wire Dia - 0.16 to 0.3 mm

Test Voltage

3000 V

Surface

Plain copper or Tinned

Packing

In rings or spools or wooden drums.

Tubular Braids

Cross-Section (mm ²)	No. of Strands	Max. Strand Diameter (mm)	Outer Diameter (max.) (mm)	Thickness (mm)
7.90	36 X 7	0.2	8.5	25
10.20	36 X 9	0.2	10	27
12.45	36 X 11	0.2	12	29
35.80	36 X 14	0.3	25	70
51.10	48 X 15	0.3	25	90

Tinned Copper Earthing Braids

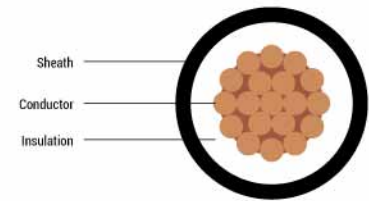


Cross-Section (mm ²)	No. of Strands	Strand Diameter (mm)	Width (mm)
19	16 X 16	0.3	7.20
37	16 X 32	0.3	11.1

We can also produce special designs in diameters and constructions according to customer requirement.

PVC IGNITION CABLE

REACH | RoHS | CE | CPR Compliant



Application

Ignition Cable transfers high voltage energy from distributors/coils to spark plugs.

Standard

Adapted to BS 6862 Part-1 & IS 2465

Max. Operating Temperature

70°C

Cable Construction

Annealed Bare Copper, cl. 2
PVC Core insulation
PVC Sheath
Sheath colour - black

Packing

Available in 100 mtrs. coils. Longer length available in spools or wooden drums.

Properties

* Flame retardant to EN 60332-1-2

Cable Design Parameters

Nom. Cross-Section (mm ²)	Max. Strand Diameter (mm)	Total Radial Thickness of Covering (mm)	Nom. Cable Diameter (mm)	Approx Weight (kg/km)
1.5	0.31	2.8	7.0	62.5